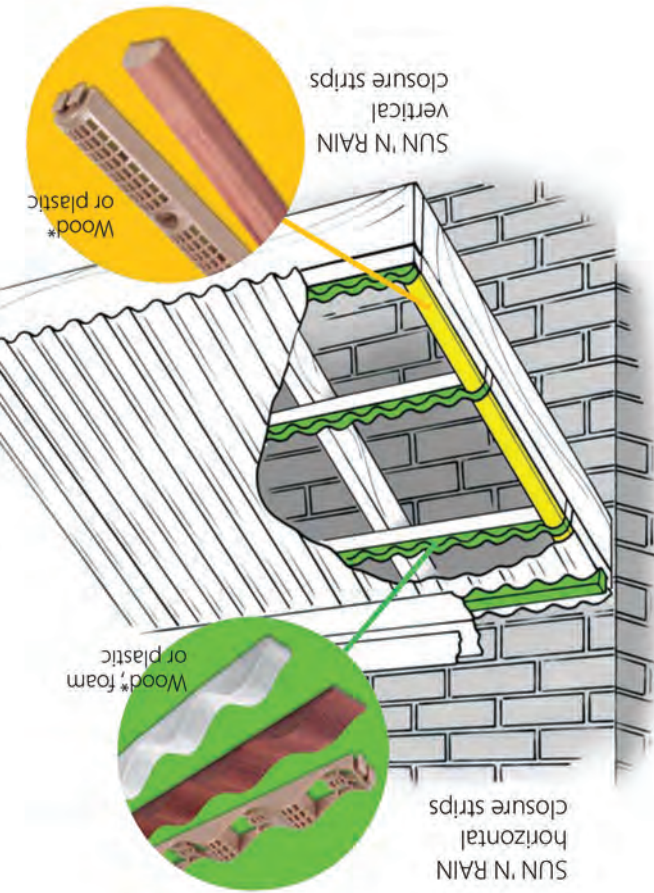




Special EPDM Washered Fasteners

*Available in select markets only.



Note: 26" panel covers 24" with 1 corrugation overlap.

3 Standard Sizes
26" W x 8' L
26" W x 10' L
26" W x 12' L



Just a few ideas of what you can do with SUN 'N RAIN Corrugated Panels!

- Deck skirting
- Boat deck canopies
- Water proof under decking
- Fences
- Car washes
- Shade canopies
- Car ports
- Shade canopies
- Patio covers
- Awnings

Typical Uses Around The Home & On The Farm

Palram Products Compared	SUN 'N RAIN®	SUNTOP®	SUNTOP®	SUNTOP®
Impact resistance	Good	Better	Best	Best
Chemical resistance	Best	Good	Good	Good
Snow load capacity	Good	Better	Better	Best
Temperature range	-4°F to 120°F (-20°C to 49°C)	-40°F to 248°F (-40°C to 120°C)	-40°F to 248°F (-40°C to 120°C)	-40°F to 248°F (-40°C to 120°C)
UV Protection	100%	100%	Good	100%
Flame resistance	Good	Good	Better	Good
Cost effectiveness	Good	Better	Best	Best
Warranty	5 Year Limited	10 Year Limited	Lifetime Limited	Lifetime Limited

Accessories to Complete Your Project

Available in Four Colors & Two Light Transmission Levels

SUN 'N RAIN®
Corrugated PVC Sheet

SUN 'N RAIN

The Affordable Corrugated PVC Panel that's Perfect for Your DIY Projects.

SUN 'N RAIN is a chemically resistant and durable covering for roofing, siding or cladding and is great for DIY projects around the home or farm.

SUN 'N RAIN is extremely easy to install and maintain. Generally speaking, SUN 'N RAIN is for projects that are open and ventilated on three sides.

Features and Benefits:

- High impact strength—resists breakage
- Easily handled, quickly installed
- Requires minimal maintenance
- High chemical resistance
- Fire retardant—meets the highest standards
- UV & weather resistant
- Non-corrosive—does not rust or corrode
- Enables arched roofs and curved walls

For detailed information on physical properties, please visit www.palramamericas.com/SunNRain



SUN 'N RAIN® CORRUGATED PVC SHEET Five Year Limited Warranty

SUN 'N RAIN will maintain good surface condition; will not corrode, rot or be affected by dampness (normal pigmentation change expected); will remain structurally rigid; will remain non-conductive and non-flammable.

Product must be installed according to installation guidelines. **Generally speaking, SUN 'N RAIN is for projects that are open and ventilated on three sides.**

Contact Palram Americas for complete warranty details.

Distributed by:

SUN 'N RAIN® Corrugated PVC Sheet



PALRAM AMERICAS
9735 Commerce Circle
Kutztown, PA, 19530 USA
Tel: 800.999.9459
palramamericas@palram.com



Form 101 - 10/22/11 PBW



Before You Begin

Make sure the color of all panels match. Be sure panel and horizontal closure support strip fit together...

SUN 'N RAIN is round. Snow, wind and weather loads should be considered when designing the slope degree of your structure. Before installation, check local building codes for relevant specifications and recommendations. Follow local codes at all times.

TRANSPORTATION, HANDLING AND STORAGE: Do not transport, leave or store panels in direct sun before or during installation. For outdoor storage, cover securely with a colored tarpaulin to avoid solar heat gain between the panels. Sunlight is magnified when passing through uncovered sheets increasing the temperature of the sheets which leads to degradation and distortion. Penetration of water between the sheets in storage will accentuate this heat gain. Therefore it is recommended to store the panels indoors. Panels will withstand heat when properly installed and ventilated. Store the panels stacked evenly on a horizontal flat surface with longer lengths on the bottom. Do not stack other items on top of panels. If panels are not stacked directly on floor, be sure to support evenly. **IMPORTANT: If clear SUN 'N RAIN panels have been stored at temperatures below 40° F, allow panels to acclimate to room temperature before cutting.**

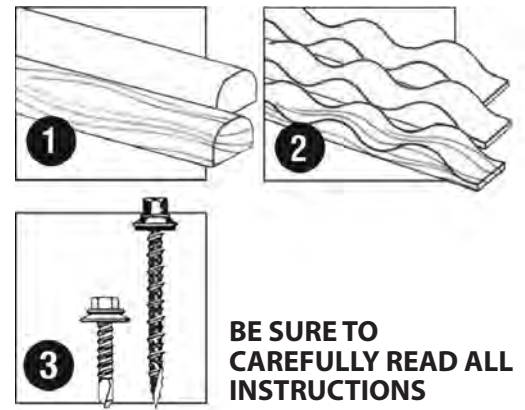
LOAD SUPPORT TABLE	Pounds per Sq. Ft.	20 psf	30 psf
SUN 'N RAIN Purlin Spacing		24"	16"

FLEXIBLE ENOUGH FOR CURVED STRUCTURES: SUN 'N RAIN panels may be used in curved applications, as long as the radius of the curve is not less than 13 feet.

SUN 'N RAIN ACCESSORIES

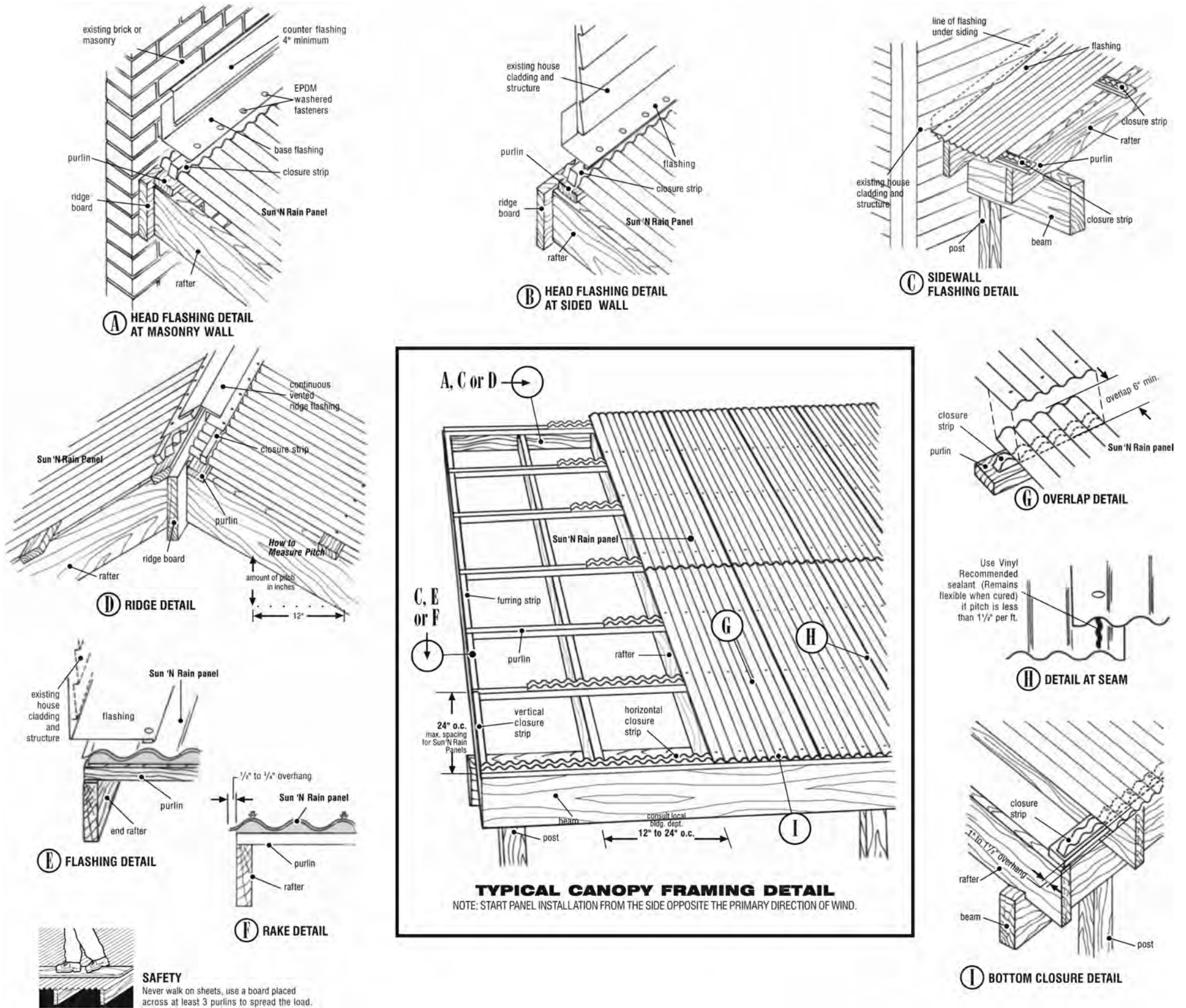
- SUN 'N RAIN plastic vertical closure strip
7/8" H x 1-3/16" W x 24" L
SUN 'N RAIN wood vertical closure strip*
7/8" H x 1-3/16" W x 24" L
- SUN 'N RAIN plastic horizontal closure strips
3/4" x 7/8" W x 24" L
SUN 'N RAIN foam horizontal closure strips
3/4" x 7/8" W x 36" L
SUN 'N RAIN wood horizontal closure strips*
3/4" x 7/8" W x 24" L
- EPDM washed fasteners
(see lower right corner for more info.)

*Available in select markets only.



BE SURE TO CAREFULLY READ ALL INSTRUCTIONS

Installation details for typical canopy structure



INSTALLATION NOTES

To Cut Panels: Use either a circular saw with a plywood blade reversed, a utility knife and a straight edge, or a pair of snips. Support the sheets to avoid vibration and cut at slow speed. Up to five panels can be cut with a circular saw. **IMPORTANT:** If clear SUN 'N RAIN Panels have been stored below 40° F, allow panels to acclimate to room temperature before cutting.

Pitch: This is the amount of height in inches the rafter rises over a 12" run. Minimum slope is 1 1/2" in 12" (see figure D). Never install panels on flat roofs.

Purlins/Cross Supports: Cross supports (purlins) must be no more than 24" apart for SUN 'N RAIN. Cross supports should be at least 2" x 2" lumber.

Sealants: For SUN 'N RAIN sheets, be sure sealant is recommended for PVC (for a list, visit www.palramamericas.com/sealants). (See figure H).

Closure Strips: Made from either plastic, wood or foam. They are used horizontally under the panels as fastener supports. Foam closures are recommended because they can be stretched slightly to align with the panels to form a compression fit. Plastic or wood vertical closures are recommended for finishing the outside edges.

Fasteners: Use Palram EPDM washed fasteners only. NEVER use nails. Pre-drill all fastener holes with a 3/16" drill bit to accommodate for the thermal movement of the panel. Failure to accommodate thermal movement will cause buckling of the sheet. Attach fasteners on the crown of every other rib in the horizontal direction. In high wind areas, fasten on the crown of every rib. Use 2" fasteners for all roof applications. DO NOT Overtighten Fasteners causing the rubber washer to compress.

TIP: Tighten all fasteners until they are "snug." If the black EPDM washer becomes deformed, the fastener is too tight!



General Notes: While opaque panels are suitable for all weather conditions, clear panels are to be installed for applications in mild weather conditions only, and are not recommended for locations with high UV radiation or temperatures that exceed 130° F. Sheet corrugations at each side must face down. **Do not install panels over lattice or existing roofing. Panels are not recommended for enclosed structures such as greenhouses.**

Ventilation: SUN 'N RAIN IS FOR PROJECTS THAT ARE OPEN AND VENTILATED ON THREE SIDES.



Inasmuch as Palram Americas has no control over the use (and/or Installation method) to which others may put this material, it does not guarantee that the same results as those described herein will be obtained. Each user of the material should make their own test to determine the suitability of the material for their own particular use. In the event of a warranty claim for product failure, Palram Americas reserves the right to inspect any or all of the sheets involved and the installation site itself while the sheets are still in their original position and have not been removed or moved or altered in any way. For a complete copy of the SUN 'N RAIN Corrugated PVC Warranty, contact Palram at 1-800-999-9459 or visit us online at www.PalramAmericas.com.

©2011 Palram Americas, Inc. All Rights Reserved.

Installation Overview